

PROSTHETIC SOCKS

KCN | KCM | KCW



The ALPS® prosthetic sock is lightweight and soft, providing cushioning and comfort for a superior fit.

PRODUCT SPECIFICATIONS

NARROW, MEDIUM, & WIDE

1 PLY ● 3 PLY ● 5 PLY ●
Color Coded for Thickness Identification


EXTRA SHORT, SHORT, REGULAR, & LONG

THREE STYLES

THREE SIZES

THREE THICKNESSES

FOUR LENGTHS



DISTAL HOLE (H)




REINFORCED
DISTAL HOLE (HR)

NO HOLE (N)



HIGHLIGHTS

-  Assists with volume fluctuation
-  Coolmax® fibers allow a cool, comfortable wear
-  Keeps its shape over time; minimal stretch and will not mat down
-  **NOW AVAILABLE IN BUNDLES!**
A complete solution to patients to manage the volume fluctuation of their residual limb. Most popular thicknesses are available on hand.



MADE WITH PREMIUM
COOLMAX® FIBERS

CREATES A MOISTURE MANAGEMENT SYSTEM TO MOVE PERSPIRATION AWAY FROM THE BODY AND THROUGH THE FABRIC, WHERE IT CAN EVAPORATE QUICKLY.

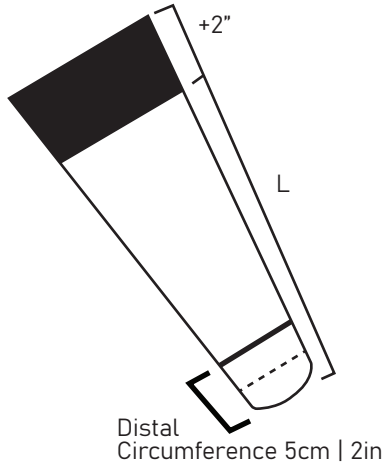
WITH BUNDLES, YOUR PATIENT CAN:

- Select the socks needed to manage their variation
- Have prosthetic socks always available when others are washing



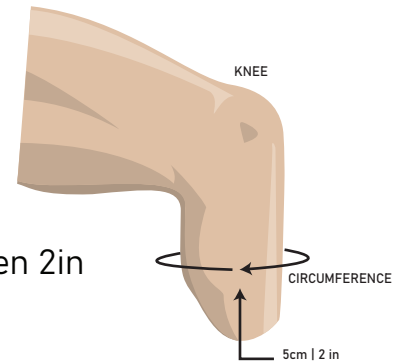
making lives better™

FITTING DIAGRAM



HOW TO SIZE

Measurements taken 2in from the distal end



FIND THE PERFECT FIT.

PRODUCT NUMBER

KCN-XX-XX	NARROW SOCKS	NO HOLE, REINFORCED HOLE, OR HOLE
KCM-XX-XX	MEDIUM SOCKS	NO HOLE, REINFORCED HOLE, OR HOLE
KCW-XX-XX	WIDE SOCKS	NO HOLE, REINFORCED HOLE, OR HOLE
XX-X-BUNDLE*	BUNDLE	NO HOLE, REINFORCED HOLE, OR HOLE

XX indicates size, see sizing chart and illustrations below for details on sizing and differences between configurations.

* See sales representative for details on all available bundle options.

SIZING CHART

SOCK SIZE	MEASURED SIZE Distal Circumference	LENGTH OF SOCKET (MIN-MAX)	SOCK Description	ALPS PART NUMBER
08	8"-9" (20-23 cm)	5"-7" (13-18 cm)	Narrow Extra Short	KCN-08-(ply)(N/HR/H)
10	8"-9" (20-23 cm)	7"-9" (18-23 cm)	Narrow Short	KCN-10-(ply)(N/HR/H)
14	8"-9" (20-23 cm)	9"-15" (23-38 cm)	Narrow Regular	KCN-14-(ply)(N/HR/H)
18	8"-9" (20-23 cm)	15"-19" (38-48 cm)	Narrow Long	KCN-18-(ply)(N/HR/H)
08	9"-12" (23-31 cm)	5"-7" (13-18 cm)	Medium Extra Short	KCM-08-(ply)(N/HR/H)
10	9"-12" (23-31 cm)	7"-9" (18-23 cm)	Medium Short	KCM-10-(ply)(N/HR/H)
14	9"-12" (23-31 cm)	9"-15" (23-38 cm)	Medium Regular	KCM-14-(ply)(N/HR/H)
18	9"-12" (23-31 cm)	15"-19" (38-48 cm)	Medium Long	KCM-18-(ply)(N/HR/H)
08	12"-14" (31-36 cm)	5"-7" (13-18 cm)	Wide Extra Short	KCW-08-(ply)(N/HR/H)
10	12"-14" (31-36 cm)	7"-9" (18-23 cm)	Wide Short	KCW-10-(ply)(N/HR/H)
14	12"-14" (31-36 cm)	9"-15" (23-38 cm)	Wide Regular	KCW-14-(ply)(N/HR/H)
18	12"-14" (31-36 cm)	15"-19" (38-48 cm)	Wide Long	KCW-18-(ply)(N/HR/H)



T: 727.528.8566 | 800.574.5426 | F: 727.528.8862

www.easyliner.com | info@easyliner.com

2895 42nd Avenue North St. Petersburg, Florida 33714

